

# SUPER PLATINUM TRTL-60X6

THE ONLY  
U.L. APPROVED  
TRTL-60X6 SAFE  
IN THE WORLD!



**Body & Door:** Multi-layered structure that combines outer and inner steel plates, reinforced steel bars and a monolithic casting of Alchronite, ISM's special torch and drill resistant composite material, embedding a layer of ISM's patented anti-penetration alloy grid.

**Bolts & Locking Mechanisms:** Three-way active boltwork. Double-action locking mechanism. Glass plate reloading protection on all locks.

**Locks:** Two UL approved locks. Mechanical or digital combination lock and a high security key lock.

**Interior Fitting:** Adjustable removable shelves. A hole for an alarm system connection - optional.

**ISM**

SINCE 1914

# SUPER PLATINUM TRTL-60x6

U.L. APPROVED TRTL-60X6

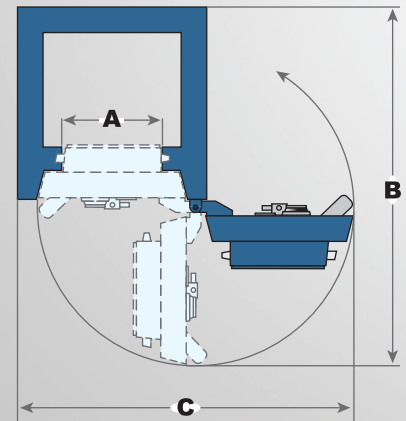

ISM's top of the line maximum burglary resistant security safe. SUPER PLATINUM was created as a result of ISM's conviction to create the world's best high security safe.



Model	Inside Dimensions			Outside Dimensions			Volume CuFt	Weight* Lbs	Door Swing			Shelves
	H	W	D	H	W	D			A	B	C	
SPL262316	26	23	16	35	32	30	5.5	2200	21	59.5	60	1
SPL352416	35	24	16	44	33	30	7.8	2750	22	60.5	62	2
SPL552616	55	26	16	64	35	30	13.2	3950	24	62.5	66	2
SPL652916	65	29	16	74	38	30	17.5	4700	27	65.5	72	3
SPL673623	67	36	23	76	45	37	32.1	6150	34	79.5	86	4

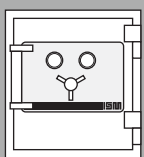
- \* Weight Tolerance - 5%.
- \*\* Dimensions Tolerance -  $\pm 0.5"$ .
- \*\*\* Add 2" to outside depth for 3-Spokes Operating Handle.
- \*\*\*\* Add 3.55" to outside depth for Pull-Handle.

## Colors:

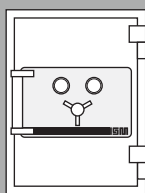


## Add Ons:

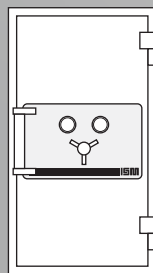
- Left Swing - Optinal - No charge
- Preparation (only) for movement time-lock - No charge - By Request
- Custome interior secured compartments - By Request
- Additional shelves - By Request



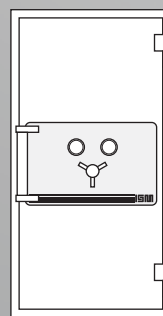
SPL-26-23-16



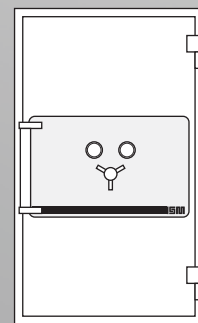
SPL-35-24-16



SPL-55-26-16



SPL-65-29-16



SPL-67-36-26



# ISM

SINCE 1914